



### **NEMO QUALITY**

There is a reason why our logo resembles a medieval shield. If you've ever seen an authentic medieval shield or piece of armor, the detail and quality of craftsmanship are astonishing. Hours were spent shaping and perfecting every component knowing the gravity of purpose and the need for reliable performance. At NEMO, we take the same approach to quality. We know from our own experience how vital a tent can be for comfort and survival. Your tent is your home in the wilderness and your armor against the elements. We obsess over every design decision to ensure you get the greatest comfort and protection possible. Our process begins with pencil and paper and evolves methodically through computer modeling, prototyping, testing and development. We use all the latest tools, software, manufacturing methods and materials. If we aren't happy with what's available we make our own. We strive to design and build the best tents on the planet. We stand behind our shield, the symbol of NEMO quality.

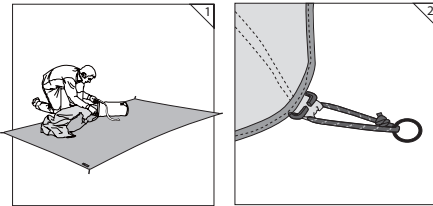
To learn more, please visit our website at [www.nemoequipment.com](http://www.nemoequipment.com).

## NANO™ FOOTPRINT

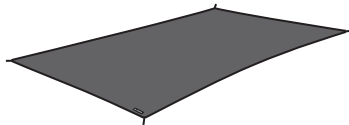
The Nano™ Footprint is a 70D abrasion-resistant nylon fabric tarp perfectly sized to fit underneath your Nano™ tent. It reduces wear and tear on your tent floor from contact with the ground. To protect the inside of your tent, please see our Pawprint™ series.

### Setup Instructions

1. To install, remove the Footprint from its stuff sack. Lay it in the flat area where you are setting up your tent so the NEMO™ label faces up. Set up your Nano™ as normal.



2. Hook the split rings over each of the four corresponding corner anchors. Make sure the Footprint is not exposed under the tent shell or it could collect water in a rain storm.



## NANO™ FOOTPRINT

Fits Nano™

### Care and Repair



Hand Wash



Do Not Bleach



Line Dry



Do Not Iron

If you have any problems with a NEMO product, please contact Rainy Pass Repair, Inc., the industry leader in outdoor product care, for repair or replacement. If you have any questions regarding warranty and repair, or if you need to send a product in for service, please call Rainy Pass. It is not necessary to clean the item before sending, but it will be appreciated if you remove any excessive soiling. Rainy Pass will be happy to give you advice about safely cleaning your product. Please provide the following when you send a NEMO product to Rainy Pass:

- △ A note with your name, phone number, address, e-mail and problem description. A repair form can be downloaded at:  
[www.nemoequipment.com/pdf/NEMO\\_repairform.pdf](http://www.nemoequipment.com/pdf/NEMO_repairform.pdf)
- △ Mark all damaged areas on the product with masking tape.
- △ Pack the product in a sturdy cardboard box with plenty of room. If possible, use the original box to reduce waste.

Ship to:  
Rainy Pass Repair, Inc.  
5307 Roosevelt Way, NE  
Seattle, WA 98105

To contact Rainy Pass:  
Phone: 1.888.747.7867  
Email: [repair@rainypass.com](mailto:repair@rainypass.com)  
[www.rainypass.com](http://www.rainypass.com)

### Warranty

NEMO guarantees every product we sell. We put great effort into choosing the best materials and providing you with the highest level of workmanship. If one of our products does not meet your expectations during its useful life, we promise to repair it, replace it, exchange it, or give you a refund at our discretion. NEMO does not warranty products against normal wear and tear, unauthorized modifications or alterations, improper use, improper maintenance, misuse or neglect or if the product is used for a purpose for which it is not intended. Except as expressly set forth in these terms and conditions, NEMO is not liable for any direct, indirect or consequential damages arising out of or resulting from the use of a NEMO product. The warranties set forth in these terms and conditions are in lieu of all other warranties, express or implied, including without limitation, implied warranties of merchantability or fitness for a particular purpose.







## NEMO Green

Our spirit is in adventure. Without the beautiful wild places where adventures are made, our spirit dies. Please join us in protecting the planet and preserving the places where our spirit thrives.

NEMO is a small company but even small companies and individuals can make a difference. Here are some of the green efforts we are currently making:

- ⏏ NEMO employees get one day off every month to pursue a green effort or help with a community cause.
- ⏏ NEMO adopted the northern end of Jenness Beach in North Hampton, NH through the Blue Ocean Society. The adoption enables NEMO to keep the beach clean throughout the year and also track the types of debris to determine whether the trash is ocean-based or land-based.
- ⏏ We sell or donate our old samples to other companies to cut up and make new products.
- ⏏ NEMO donates tents to college outing clubs to encourage students to get outdoors and foster a love for the environment.
- ⏏ We recycle everything possible in our shop and encourage our partners to do the same.
- ⏏ We reuse packaging materials whenever possible.
- ⏏ We do as much of our printing as possible on recycled paper with environmentally-friendly inks.
- ⏏ As of 2006, we don't use any PVC in our products.
- ⏏ As of 2008, all of our aluminum poles from DAC use a new more environmentally friendly anodization process.
- ⏏ All of our business partners domestically and overseas run responsible businesses with good working conditions and respect for the environment.
- ⏏ NEMO makes donations to many groups such as the Access Fund and the National Wildlife Federation to help preserve the natural places we cherish. We have also donated tents to help with disaster relief, including donating over 150 winter mountaineering tents to Pakistan in 2005 following the earthquake in Kashmir.



Never place your stove, campfire, or other flame source in or near your tent. Never cook, light, or refuel a stove or any other heat source inside your tent. Death by suffocation and/or serious burns is possible.	Maintain adequate ventilation inside your tent at all times. Death by suffocation is possible.	Anchor your tent properly at all times to reduce the risk of loss or injury to the tent or occupants.	Carefully consider the possibility of falling rocks or tree limbs, lightning strikes, flash floods, avalanches, strong winds, and other hazards when choosing a campsite to reduce the risk of loss or injury.
<b>NO FIRE</b>	<b>VENTILATION</b>	<b>ANCHOR</b>	<b>CAMPSITE</b>
			



## WARNING

If you have additional questions, please contact  
NEMO Equipment, Inc. directly at 800-997-9301  
[www.nemoequipment.com](http://www.nemoequipment.com)

NOTE: All 2008 NEMO tents meet the CPAI-84 standard for flame retardancy.





### NEMO MISSION

Our 2008 product line is the result of 6 years of devoted labor and half a million years or so of developing better tools for shelter and survival. NEMO is about what we have just discovered and what we have known for a long time. It's about beautiful design and intelligent engineering. It's about serene cloudless days and bitter cold nights spent battling snow drifts and frostbite. It's about bringing two worlds together: the world of design and technology and the actual world where we test ourselves and our inventions. We are pursuing perfection. It is an epic journey, often elusive, demanding youthful energy, creativity and courage. We have come a long way in our travels and we promise never to yield in our determination. Like our ancestors who explored new places for the first time, we will change the common idea of what is possible.

Please visit us at: [www.nemoequipment.com](http://www.nemoequipment.com)

NEMO EQUIPMENT, INC.  
100 FACTORY ST, NASHUA, NH 03060  
P: 800-997-9301 F: 603-881-9358



Printed on Recycled Paper



[www.nemoequipment.com](http://www.nemoequipment.com)

©2008 NEMO Equipment, Inc.