

WARRANTY

NEMO guarantees every product we sell. We put a great effort into choosing the best materials and providing you with the highest level of workmanship. If one of our products does not meet your expectations during its useful life, we promise to repair it, replace it, exchange it, or give you a refund at our discretion. NEMO does not warranty products against normal wear and tear, unauthorized modifications or alterations, improper use, improper maintenance, misuse or neglect or if the product is used for a purpose for which it is not intended. Except as expressly set forth in these terms and conditions, NEMO is not liable for any direct, indirect or consequential damages arising out of or resulting from the use of a NEMO product. The warranties set forth in these terms and conditions are in lieu of all other warranties, express or implied, including without limitation, implied warranties of merchantability or fitness for a particular purpose.

www.nemoequipment.com

NEMO EQUIPMENT INC.
100 Factory Street, Nashua, NH 03060
Phone: 1-800-997-9301
E-mail: journey@nemoequipment.com

*Patents Pending

MOKI™ PAWPRINT™

*Patents Pending



©2007 NEMO Equipment, Inc.



WARRANTY

NEMO guarantees every product we sell. We put a great effort into choosing the best materials and providing you with the highest level of workmanship. If one of our products does not meet your expectations during its useful life, we promise to repair it, replace it, exchange it, or give you a refund at our discretion. NEMO does not warranty products against normal wear and tear, unauthorized modifications or alterations, improper use, improper maintenance, misuse or neglect or if the product is used for a purpose for which it is not intended. Except as expressly set forth in these terms and conditions, NEMO is not liable for any direct, indirect or consequential damages arising out of or resulting from the use of a NEMO product. The warranties set forth in these terms and conditions are in lieu of all other warranties, express or implied, including without limitation, implied warranties of merchantability or fitness for a particular purpose.

www.nemoequipment.com

NEMO EQUIPMENT INC.
100 Factory Street, Nashua, NH 03060
Phone: 1-800-997-9301
E-mail: journey@nemoequipment.com

*Patents Pending

MOKI™ PAWPRINT™

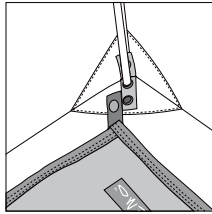
*Patents Pending



©2007 NEMO Equipment, Inc.

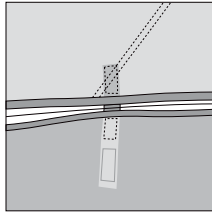


USE



Snap-In Convenience

To install, lay the Pawprint™ on the floor inside the Moki™ tent. Connect the button snaps on the corners of the Pawprint™ to the lower button snaps at the corners of the tent. Attach the sides of the Pawprint™ with Velcro to the sides of the tent.



Pawprint™ with Cheez™ Insulation

When using the Pawprint™ in conjunction with the Cheez™ insulation, remember to connect the sides of the Pawprint™ to the lower piece of Velcro hooks. The Cheez™ insulation will attach to the upper piece of Velcro hooks.

CARE



Wash Cold



Do Not Bleach



Tumble Dry Low



Do Not Iron

REPAIR

If you have any problems with a NEMO product, please contact Rainy Pass Repair, Inc., the industry leader in outdoor product care for repair or replacement. If you have any questions regarding warranty and repair, or if you need to send a product in for service, please call Rainy Pass. It is not necessary to clean the item before sending, but it will be appreciated if you remove any excessive soiling. Rainy Pass will be happy to give you advice about safely cleaning your product. Please provide the following when you send a NEMO product to Rainy Pass:

- △ A note with your name, phone number, address, e-mail and problem description. A repair form can be downloaded at: www.nemoequipment.com/pdf/NEMO_repairform.pdf
- △ Please remove all of your personal items and mark all damaged areas on the product with masking tape.
- △ Pack the product in a sturdy cardboard box with plenty of room. If possible, use the original box to reduce waste.

Ship to:

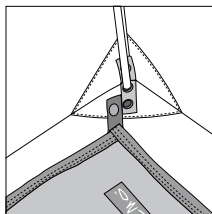
Rainy Pass Repair, Inc.
5307 Roosevelt Way, NE
Seattle, WA 98105

To contact Rainy Pass:

Phone: 1 (888) 747-7867
Email: repair@rainypass.com
www.rainypass.com

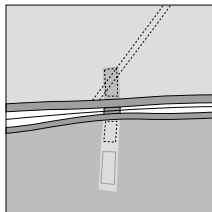
If you live in the Seattle area, you can call Rainy Pass locally at (206) 523-8135 and visit their shop during the following hours: M,T,W,F 9am-6pm and Th 9am-7pm.

USE



Snap-In Convenience

To install, lay the Pawprint™ on the floor inside the Moki™ tent. Connect the button snaps on the corners of the Pawprint™ to the lower button snaps at the corners of the tent. Attach the sides of the Pawprint™ with Velcro to the sides of the tent.



Pawprint™ with Cheez™ Insulation

When using the Pawprint™ in conjunction with the Cheez™ insulation, remember to connect the sides of the Pawprint™ to the lower piece of Velcro hooks. The Cheez™ insulation will attach to the upper piece of Velcro hooks.

CARE



Wash Cold



Do Not Bleach



Tumble Dry Low



Do Not Iron

REPAIR

If you have any problems with a NEMO product, please contact Rainy Pass Repair, Inc., the industry leader in outdoor product care for repair or replacement. If you have any questions regarding warranty and repair, or if you need to send a product in for service, please call Rainy Pass. It is not necessary to clean the item before sending, but it will be appreciated if you remove any excessive soiling. Rainy Pass will be happy to give you advice about safely cleaning your product. Please provide the following when you send a NEMO product to Rainy Pass:

- △ A note with your name, phone number, address, e-mail and problem description. A repair form can be downloaded at: www.nemoequipment.com/pdf/NEMO_repairform.pdf
- △ Please remove all of your personal items and mark all damaged areas on the product with masking tape.
- △ Pack the product in a sturdy cardboard box with plenty of room. If possible, use the original box to reduce waste.

Ship to:

Rainy Pass Repair, Inc.
5307 Roosevelt Way, NE
Seattle, WA 98105

To contact Rainy Pass:

Phone: 1 (888) 747-7867
Email: repair@rainypass.com
www.rainypass.com

If you live in the Seattle area, you can call Rainy Pass locally at (206) 523-8135 and visit their shop during the following hours: M,T,W,F 9am-6pm and Th 9am-7pm.