



NEMO QUALITY

There is a reason why our logo resembles a medieval shield. If you've ever seen an authentic medieval shield or piece of armor, the detail and quality of craftsmanship are astonishing. Hours were spent shaping and perfecting every component knowing the gravity of purpose and the need for reliable performance. At NEMO, we take the same approach to quality. We know from our own experience how vital a tent can be for comfort and survival. Your tent is your home in the wilderness and your armor against the elements. We obsess over every design decision to ensure you get the greatest comfort and protection possible. Our process begins with pencil and paper and evolves methodically through computer modeling, prototyping, testing and development. We use all the latest tools, software, manufacturing methods and materials. If we aren't happy with what's available we make our own. We strive to design and build the best tents on the planet. We stand behind our shield, the symbol of NEMO quality.

To learn more, please visit our website at www.nemoequipment.com.

LOSI™ 3P FOOTPRINT

The Losi™ 3P Footprint is a 70D abrasion-resistant nylon fabric tarp perfectly sized to fit underneath your Losi™ 3P tent. It reduces wear and tear on your tent floor from contact with the ground. The Footprint can also be used with your Losi™ 3P poles and fly to make a lightweight shelter for fair-weather adventures. To protect the inside of your tent, please see our Pawprint™ series.

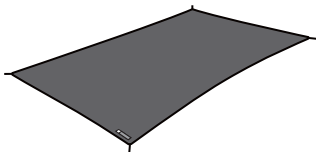
NEMO Innovation

Clip-On Convenience

Installation of the Footprint is quick and simple. Plastic rings on the corners of the Footprint attach directly to the corner anchors on the tent. The Footprint can be removed just as easily, or for convenience, you can store your tent with the Footprint attached.

Fly with Footprint

The Footprint can be set up with your Losi™ 3P rain fly for ultralight fair-weather travel. In this configuration, you'll get 76 sq ft of rain protection, 50 sq ft of ground cover and plenty of ventilation.

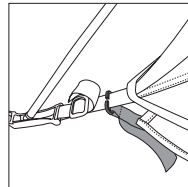


LOSI™ 3P FOOTPRINT

Fits LOSI™ 3P

Setup Instructions

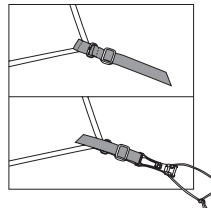
1. **Tent Attachment:** use the Losi™ Footprint with the label facing up. Lay the Footprint out in the area where you will be setting up your tent. Choose a flat area where you will not damage plants and foliage. Set up the tent on top of the Footprint and hook the split rings over the webbing at the corners of the tent.



2. **Fly with Footprint:** you can reduce the packed weight of Losi™ 3P to 4.67 lbs if you leave behind the mesh inner tent. To use the tent in this configuration, simply transfer the Jake's Feet anchors from the corners of the tent onto the corners of the Footprint. The poles then attach to the Jake's Feet and Velcro® straps inside the rain fly.



3. **Transferring Jake's Feet:** to prepare the Footprint for use in the "Fly and Footprint" configuration, remove both the Jake's Feet and the plastic triglides from the webbing at the corners of the tent. Reattach the Jake's Feet and triglides to the webbing on the Footprint as shown below.



Your Footprint fits:

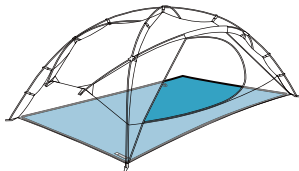


LOSI™ 3P

Comfort. Strength. Versatility.

Your tent is your home in the wilderness, so don't sacrifice comfort and stability for a few ounces. We've used the lightest weight materials and a unique pole structure to build Losi™ 3P extra sturdy and extra spacious without tipping the scales. Two doors and two large vestibules provide plenty of extra room to share. An optional machine washable Pawprint™ liner snaps inside the tent so you can enjoy a clean and soft place to rest on every trip. On nice summer evenings, keep the rain fly off to enjoy the full mesh canopy. On rainy nights, the fly has openings at both ends of the tent to keep air circulating. Losi™ 3P offers you the most space and comfort possible in the under 6 lbs category.

To protect the inside of your tent, try:



3P PAWPRINT™

Pawprint™ is a removable liner for the inside of your tent. It has the double function of protecting your tent floor from boots and paws and of adding serious comfort. Pawprint™ is made of a machine washable, brushed fabric that is very soft to the touch. Place your sleeping pads underneath to help them stay in place. With a clean, soft Pawprint™ under you, you might be able to save some weight and travel with a lighter sleeping bag or blanket.



Care and Repair



Hand Wash



Do Not Bleach



Line Dry



Do Not Iron

If you have any problems with a NEMO product, please contact Rainy Pass Repair, Inc., the industry leader in outdoor product care for repair or replacement. If you have any questions regarding warranty and repair, or if you need to send a product in for service, please call Rainy Pass. It is not necessary to clean the item before sending, but it will be appreciated if you remove any excessive soiling. Rainy Pass will be happy to give you advice about safely cleaning your product. Please provide the following when you send a NEMO product to Rainy Pass:

- △ A note with your name, phone number, address, e-mail and problem description. A repair form can be downloaded at:
www.nemoequipment.com/pdf/NEMO_repairform.pdf
- △ Mark all damaged areas on the product with masking tape.
- △ Pack the product in a sturdy cardboard box with plenty of room. If possible, use the original box to reduce waste.

Ship to:
Rainy Pass Repair, Inc.
5307 Roosevelt Way, NE
Seattle, WA 98105

To contact Rainy Pass:
Phone: 1.888.747.7867
Email: repair@rainypass.com
www.rainypass.com

Warranty

NEMO guarantees every product we sell. We put a great effort into choosing the best materials and providing you with the highest level of workmanship. If one of our products does not meet your expectations during its useful life, we promise to repair it, replace it, exchange it, or give you a refund at our discretion. NEMO does not warranty products against normal wear and tear, unauthorized modifications or alterations, improper use, improper maintenance, misuse or neglect or if the product is used for a purpose for which it is not intended. Except as expressly set forth in these terms and conditions, NEMO is not liable for any direct, indirect or consequential damages arising out of or resulting from the use of a NEMO product. The warranties set forth in these terms and conditions are in lieu of all other warranties, express or implied, including without limitation, implied warranties of merchantability or fitness for a particular purpose.







NEMO Green

Our spirit is in adventure. Without the beautiful wild places where adventures are made, our spirit dies. Please join us in protecting the planet and preserving the places where our spirit thrives.

NEMO is a small company but even small companies and individuals can make a difference. Here are some of the green efforts we are currently making:

- ⏏ NEMO employees get one day off every month to pursue a green effort or help with a community cause.
- ⏏ NEMO adopted the northern end of Jenness Beach in North Hampton, NH through the Blue Ocean Society. The adoption enables NEMO to keep the beach clean throughout the year and also track the types of debris to determine whether the trash is ocean-based or land-based.
- ⏏ We sell or donate our old samples to other companies to cut up and make new products.
- ⏏ NEMO donates tents to college outing clubs to encourage students to get outdoors and foster a love for the environment.
- ⏏ We recycle everything possible in our shop and encourage our partners to do the same.
- ⏏ We reuse packaging materials whenever possible.
- ⏏ We do as much of our printing as possible on recycled paper with environmentally-friendly inks.
- ⏏ As of 2006, we don't use any PVC in our products.
- ⏏ As of 2008, all of our aluminum poles from DAC use a new more environmentally friendly anodization process.
- ⏏ All of our business partners domestically and overseas run responsible businesses with good working conditions and respect for the environment.
- ⏏ NEMO makes donations to many groups such as the Access Fund and the National Wildlife Federation to help preserve the natural places we cherish. We have also donated tents to help with disaster relief, including donating over 150 winter mountaineering tents to Pakistan in 2005 following the earthquake in Kashmir.



Never place your stove, campfire, or other flame source in or near your tent. Never cook, light, or refuel a stove or any other heat source inside your tent. Death by suffocation and/or serious burns is possible.	Maintain adequate ventilation inside your tent at all times. Death by suffocation is possible.	Anchor your tent properly at all times to reduce the risk of loss or injury to the tent or occupants.	Carefully consider the possibility of falling rocks or tree limbs, lightning strikes, flash floods, avalanches, strong winds, and other hazards when choosing a campsite to reduce the risk of loss or injury.
NO FIRE	VENTILATION	ANCHOR	CAMPSITE
			



WARNING

If you have additional questions, please contact
NEMO Equipment, Inc. directly at 800-997-9301
www.nemoequipment.com

NOTE: All 2008 NEMO tents meet the CPAI-84 standard for flame retardancy.



NEMO MISSION

Our 2008 product line is the result of 6 years of devoted labor and half a million years or so of developing better tools for shelter and survival. NEMO is about what we have just discovered and what we have known for a long time. It's about beautiful design and intelligent engineering. It's about serene cloudless days and bitter cold nights spent battling snow drifts and frostbite. It's about bringing two worlds together: the world of design and technology and the actual world where we test ourselves and our inventions. We are pursuing perfection. It is an epic journey, often elusive, demanding youthful energy, creativity and courage. We have come a long way in our travels and we promise never to yield in our determination. Like our ancestors who explored new places for the first time, we will change the common idea of what is possible.

Please visit us at: www.nemoequipment.com

NEMO EQUIPMENT, INC.
100 FACTORY ST. NASHUA, NH 03060
P: 800-997-9301 F: 603-881-9358



Printed on Recycled Paper



www.nemoequipment.com

©2008 NEMO Equipment, Inc.