







POLE SUPPORTED  
TECHNOLOGY



## VERSATILE LIVING SPACE

Increase your gear storage capacity with the Wagontop™ Garage™. The Garage™ creates a waterproof seal and adds 27 square feet of shelter. The cavernous interior can hold it all — bikes, climbing gear, and any other equipment to suit your adventures. Plus, the front door can be rolled back and stored away to create a covered front porch area.

MIN WEIGHT

**5 lbs**  
2.3 kg

FOR DETAILED SETUP, CARE, AND REPAIR INSTRUCTIONS, VISIT:  
[www.nemoequipment.com/support](http://www.nemoequipment.com/support)

PACKED SIZE

**24 x 7 in dia**  
61 x 18 cm dia

FLOOR DIM

**100 x 50 in**  
254 x 127 cm

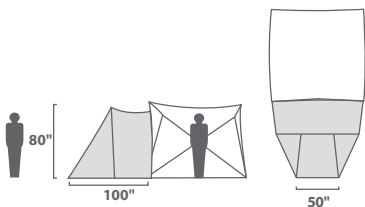


# WAGONTOP™ GARAGE™

FITS WAGONTOP™ 4P, 6P, & 8P



NEMO PRODUCT  
STATISTICS



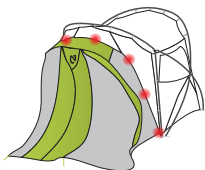
<b>Minimum Weight</b>	5 lbs / 2.3 kg
<b>Packaged Weight</b>	5 lbs 2 oz / 2.5 kg
<b>Packed Size</b>	24 x 7 in dia / 61 x 18 cm dia
<b>Frame</b>	1 DAC 8.5 mm Aluminum Pole
<b>Fabric</b>	75D PU Polyester (1,500mm)
<b>Floor Dimensions</b>	100 x 50 in / 254 x 127 cm
<b>Interior Height</b>	80 in / 203 cm
<b>Floor Area</b>	27 sq ft / 2.5 sq m
<b>Included Accesories</b>	Drawstring Stuff Sack, Guy-out Cord, Repair Kit, Stakes



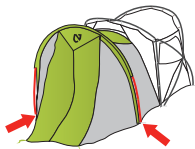
NEMO PRODUCT  
SETUP GUIDE



*Note: Garage replaces the vestibule on the front of the Wagontop 4P. On the Wagontop 6 and 8P, it installs at the back door.*



1. Clip the garage to the Wagontop™ using the 8 buckles on the underside of the awning.



2. Feed the pole into the green pole sleeve on the garage, attach the pole clips (x2), and insert the pole tips into the grommets.




3. With the pole pulled away from the tent until the fabric is taught, stake it out at pole tips and on either side of the door.





## OTHER WAGONTOP™ ACCESSORIES



FOOTPRINT

**Footprints** reduce the wear and tear on your tent floor from contact with the ground. They are made of 75D abrasion-resistant nylon fabric and perfectly sized to your tent. The fabric is PU coated for waterproofness.



**Gear Caddy** Mesh Gear Caddies attach to clips on the inside of the inner tent to offer additional gear organization. Light Pockets™ for a headlamp, which use a light diffusing fabric to cast an even glow throughout the tent.



The go-anywhere **Victory™ blanket** is perfect for beaches, picnics, concerts, camping, and backyards. Stay comfortable and protected with the soft padded flannel top and waterproof bottom. Keep one in your car and another one at home. Victory™ blanket is the perfect partner for all of your outdoor adventures.





## WARNING

Never place your stove, campfire, or other flame source in or near your tent. Never cook, light, or refuel a stove or any other heat source inside your tent. Death by suffocation and/or serious burns is possible.

Maintain adequate ventilation inside your tent at all times. Death by suffocation is possible.

Anchor your tent properly at all times to reduce the risk of loss or injury to the tent or occupants.

Carefully consider the possibility of falling rocks or tree limbs, lightning strikes, flash floods, avalanches, strong winds, and other hazards when choosing a campsite to reduce the risk of loss or injury.

If you have additional questions, please contact  
NEMO Equipment, Inc. at 800-997-9301.

NOTE: All 2015 NEMO tents meet the CPAI-84 standard  
for flame retardancy.



[www.nemoequipment.com](http://www.nemoequipment.com)

©2016 NEMO Equipment, Inc.