

## HELIO™ PRESSURE SHOWER

The freestanding Helio™ Pressure Shower comes in a small, neatly nested kit, weighs less than a full Nalgene®, and provides 5 to 7 minutes of steady and satisfying water pressure.

- 11 liter capacity
- 7 ft hose with spray nozzle
- Foot pump regulates water pressure
- Eco-PU coated polyester
- Packs small in a ventilated, zippered carrying case
- Multiple uses from camp shower, to dish duty, to rinsing off Fido




[www.nemoequipment.com](http://www.nemoequipment.com)

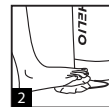


© 2012 NEMO Equipment, Inc.

## Instructions & Care



1. Remove components from case. Open fill port and add water. Close fill port and secure under safety strap.



2. Pressurize tank by repeatedly stepping on pump. Don't worry, the tank cannot overinflate.

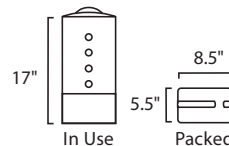


3. Squeeze spray nozzle, while pumping occasionally to maintain desired water pressure.

After use, continue to spray without pumping until pressure is low enough to open fill port. Empty remainder of water and hang from bottom to dry.

Store away from direct sunlight. Clean with mild soap and water.

<b>Volume</b>	2.9 gal / 11 L
<b>Weight</b>	22 oz / 650 g
<b>Packed Weight</b>	25 oz / 710 g



## Warranty

NEMO guarantees every product we sell. We put a great effort into choosing the best materials and providing you with the highest level of workmanship. NEMO products carry a lifetime warranty against defects in workmanship and materials to original owner, with proof of purchase. NEMO does not warranty products against normal wear and tear, unauthorized modifications or alterations, improper use, improper maintenance, misuse or neglect or if the product is used for a purpose for which it is not intended. If you are having a problem with your NEMO product, please visit [www.nemoequipment.com/tent-man-ufacturer-warranty](http://www.nemoequipment.com/tent-man-ufacturer-warranty) or call NEMO Customer Service at 1-800-997-9301.



814041012386

Made In Taiwan

NEMO EQUIPMENT, INC.

383 Central Avenue, Suite 400, Dover, NH | P: 800-997-9301 F: 603-881-9358



## Instructions for Care

To prolong the life and increase the durability of Helio™, please keep the tank depressurized when not in use. To depressurize the tank, squeeze the spray nozzle without stepping on the pump until the pressure is low enough to easily open the fill port. Then open the fill port to release the remaining air inside the tank.

For best practice, Helio™ is a freestanding vessel and should be placed on stable ground during use. Please do not hang a filled tank from the carrying strap.