





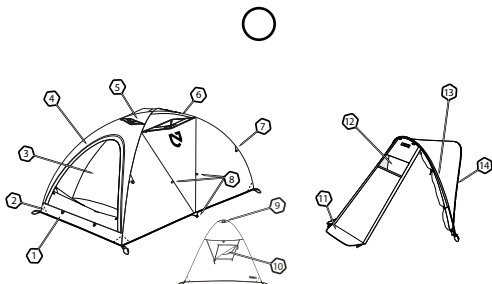
### **NEMO MISSION**

Our 2010 product line is the result of 8 years of devoted labor and half a million years or so of developing better tools for shelter and survival. NEMO is about what we have just discovered and what we have known for a long time. It's about beautiful design and intelligent engineering. It's about serene cloudless days and bitter cold nights spent battling snow drifts and frostbite. It's about bringing two worlds together: the world of design and technology and the actual world where we test ourselves and our inventions. We are pursuing perfection. It is an epic journey, often elusive, demanding youthful energy, creativity, and courage. We have come a long way in our travels and we promise never to yield in our determination. Like our ancestors who explored new places for the first time, we will change the common idea of what is possible.



NEMO's spirit is in adventure. Without the beautiful wild places where adventures are made, our spirit dies. We are committed to reducing our environmental impact. Finding the right path forward takes a great deal of research, problem solving and commitment. And finding the right path is only the first challenge, walking that path is the real test. NEMO has been making strides to use more sustainable materials, to repurpose byproducts of manufacturing, and to recycle products at the end of their useful life. We are taking steps for the future of our planet and hope you will do the same. To learn more about NEMO's GRN™ efforts, please visit our website.





- |                                    |   |
|------------------------------------|---|
| 1. Front Door Tie-Backs            | 9. Sleep Tight Anchor Transfer™ (STAT™) System  |
| 2. Reinforced Corner Pockets       | 10. Rear Window/Escape Hatch with Integral Vent |
| 3. Removable Condensation Curtain™ | 11. Snow Skirt                                  |
| 4. Door/Vestibule Zipper           | 12. UVX Window                                  |
| 5. Internally Deployable Vents     | 13. Vestibule Door Tie-Backs                    |
| 6. Pressure Porting™               | 14. Zipper Attachment to Tent                   |
| 7. Multiple Guy-Out Points         |   |
| 8. Triangulated Guy-Out Points     |   |



<b>Capacity:</b>	2
<b>Minimum Weight:</b>	4.2 lbs (1.9 kg)
<b>Packed Weight:</b>	6.7 lbs (3.0 kg)
<b>Packed Dimensions:</b>	19" x 8" dia (48 x 20 cm)
<b>Frame:</b>	2 DAC 8.84 mm Featherlite®
<b>Shell Fabric:</b>	OSMO™ Waterproof Breathable
<b>Vestibule Fabric:</b>	30D PU Nylon
<b>Floor Fabric:</b>	70D PU Nylon
<b>Floor Dimensions:</b>	86" x 47" (218 x 119 cm)
<b>Interior Height:</b>	42" (107 cm)
<b>Floor Area:</b>	28 sq ft (2.6 sq m)
<b>Vestibule Area:</b>	11 sq ft (1.0 sq m)

**TENSHI™**  
2 PERSON

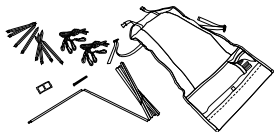


Climbing  
Gear  
Reviews

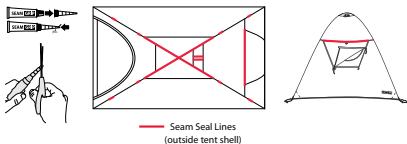


## Preparing Your Tent

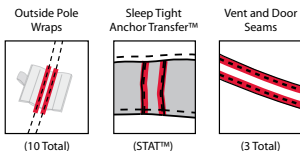
1. Lay out the contents of Tenshi™ and make sure that you received all of the following items: tent, stuff sack, vestibule, Condensation Curtain™, 2 straight poles, a curved vestibule pole, 8 stakes, 4 guy lines, Seamgrip® with nozzle, pole repair sleeve, and Tear-Aid™ patch.



2. NOTE: TENT IS NOT FULLY WATERPROOF UNTIL IT IS SEAM SEALED. In some areas of the tent, seams are sewn directly through the tent shell to create a very strong construction. Water can leak through these areas so it is necessary to cover the stitching with Seamgrip®. The Seamgrip® also adds strength so you may choose to apply it to all exterior seams. However, it is only necessary in the areas highlighted below.



To seam seal your tent, first locate the areas highlighted above. These locations include pole wraps, the STAT™, the top of rear door, and vent seams. Clean any dirt or moisture off the surface. Carefully squeeze the Seamgrip® through the applicator tip onto the stitching. Use only enough to completely cover the stitching. Be careful not to contaminate zippers and Velcro®. Allow at least 24 hours for curing before use. If the Seamgrip® remains tacky, you can lightly dust the fully cured Seamgrip® with talcum powder.



# TENSHI™

Alpine Warrior.

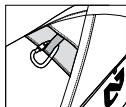
Alpine-style ascents require your gear to be as versatile as your abilities. Use Tenshi™ at base camp with all the comfortable features and cache them as you move up the mountain. Start with a cavernous vestibule, a Removable Insulated Floor™ (RIF™), a Condensation Curtain™, and reach high camp with a 4.2 lb. shelter that fits on the smallest of ledges. Beefed-up guy points, reinforced pole pockets, and DAC Featherlite® poles make Tenshi™ all but indestructible. The recipient of several awards, including “Editors’ Choice” from *Climbing*, “Best In Gear” from *Rock and Ice*, and “Editors’ Choice” from *Backcountry*, Tenshi™ is the clear choice for high-altitude adventure.

## TENSHI™ Innovations

1. **Condensation Curtain™:** normal breathing will create a good deal of moisture inside your tent. Most will escape through the breathable tent shell, but as with all tents, some moisture may condense on the surface. The Condensation Curtain™ helps keep moisture and frost contained in a small portion of the tent. Use the vents and the front door to keep as much of the moisture moving out of the tent as possible. The curtain also has its own tie-back loop if you want to hold it out of the way. Because it is attached with Velcro®, simple remove and shake off moisture in the morning.



2. **Sleep Tight Anchor Transfer™ (STAT™):** when you pitch your Tenshi™ on narrow ledges or other high exposure areas, STAT™ provides a waterproof, convenient, and direct method of transferring your anchor into the tent. This reduces the amount of slack in the system without compromising the weatherproofness of the tent.



3. **Venting:** Tenshi™ has three internally deployable overhead vents in addition to a rear window for added air circulation. Pressure Porting™ on the largest two overhead vents help reduce forces on the seams during high winds.

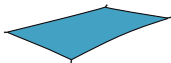


4. **Vestibule:** the full-size included vestibule provides plenty of additional space for gear storage and a dry entry during bad weather. On sunny days, the vestibule is easily removed by unzipping it from the tent. Pile snow or stack ropes over the snow skirt to help keep out the wind and snow.



## Optional Accessories

1. **Pawprint™:** The Pawprint™ is a removable liner perfectly sized to fit inside your tent. It has the dual function of protecting your tent floor from boots and paws, and of adding serious comfort. The Pawprint™ is made of a machine-washable brushed polyester that is very soft to the touch. Place your sleeping pads between the Pawprint™ and floor to help them stay in place. With a clean, soft Pawprint™ under you, you might be able to save some weight and travel with a lighter sleeping bag or blanket.



2. **RIF™:** RIF™ is a removable closed-cell EVA foam floor pad custom fitted for Tenshi™. This insulating pad makes a tight fit inside Tenshi™ and offers a first layer of defense against the cold ground.





## NEMO Quality

There is a reason why our logo resembles a medieval shield. If you've ever seen an authentic medieval shield or piece of armor, the detail and quality of craftsmanship are astonishing. Hours were spent shaping and perfecting every component knowing the gravity of purpose and the need for reliable performance. At NEMO, we take the same approach to quality. We know from our own experience how vital a tent can be for comfort and survival. Your tent is your home in the wilderness and your armor against the elements. We obsess over every design decision to ensure you get the greatest comfort and protection possible. Our process begins with pencil and paper and evolves methodically through computer modeling, prototyping, testing, and development. We use all the latest tools, software, manufacturing methods, and materials. If we aren't happy with what's available, we make our own. We strive to design and build the best tents on the planet. We stand behind our shield, the symbol of NEMO quality.

To learn more, please visit our website at [www.nemoequipment.com](http://www.nemoequipment.com).

## NEMO Warranty

NEMO guarantees every product we sell. We put great effort into choosing the best materials and providing you with the highest level of workmanship. We proudly stand behind everything we make. NEMO products carry a lifetime warranty against defects in workmanship and materials to original owner, with proof of purchase. Warranted products will be replaced or repaired at NEMO's discretion. NEMO does not warranty products against normal wear and tear, unauthorized modifications or alterations, improper use, improper maintenance, misuse or neglect or if the product is used for a purpose for which it is not intended. Except as expressly set forth in these terms and conditions, NEMO is not liable for any direct, indirect or consequential damages arising out of or resulting from the use of a NEMO product. The warranties set forth in these terms and conditions are in lieu of all other warranties, express or implied, including without limitation, implied warranties of merchantability or fitness for a particular purpose.

If you are having a problem with your NEMO product, please visit [www.nemoequipment.com/tent-manufacturer-warranty](http://www.nemoequipment.com/tent-manufacturer-warranty) or call NEMO Customer Service at 1-800-997-9301.

We will do our best to see that you are satisfied with your NEMO product. Our goal is to get you back in the outdoors as quickly as we can.

**WARNING**

Never place your stove, campfire, or other flame source in or near your tent. Never cook, light, or refuel a stove or any other heat source inside your tent. Death by suffocation and/or serious burns is possible.

Maintain adequate ventilation inside your tent at all times. Death by suffocation is possible.

Anchor your tent properly at all times to reduce the risk of loss or injury to the tent or occupants.

Carefully consider the possibility of falling rocks or tree limbs, lightning strikes, flash floods, avalanches, strong winds, and other hazards when choosing a campsite to reduce the risk of loss or injury.

If you have additional questions, please contact NEMO Equipment, Inc. directly at 800-997-9301.

NOTE: All 2010 NEMO tents meet the CPAI-84 standard for flame retardancy.



Printed on Recycled Paper



[www.nemoequipment.com](http://www.nemoequipment.com)

©2010 NEMO Equipment, Inc.