





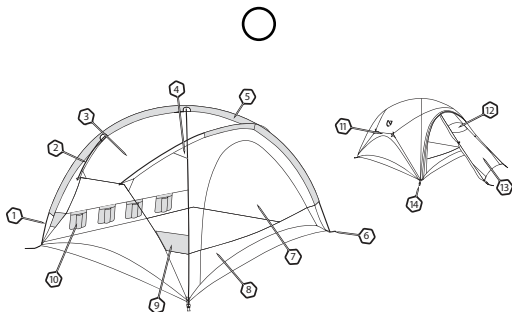
NEMO MISSION

Our 2010 product line is the result of 8 years of devoted labor and half a million years or so of developing better tools for shelter and survival. NEMO is about what we have just discovered and what we have known for a long time. It's about beautiful design and intelligent engineering. It's about serene cloudless days and bitter cold nights spent battling snow drifts and frostbite. It's about bringing two worlds together: the world of design and technology and the actual world where we test ourselves and our inventions. We are pursuing perfection. It is an epic journey, often elusive, demanding youthful energy, creativity, and courage. We have come a long way in our travels and we promise never to yield in our determination. Like our ancestors who explored new places for the first time, we will change the common idea of what is possible.

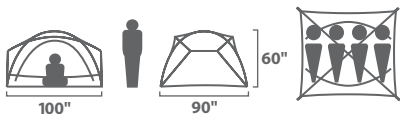


NEMO's spirit is in adventure. Without the beautiful wild places where adventures are made, our spirit dies. We are committed to reducing our environmental impact. Finding the right path forward takes a great deal of research, problem solving and commitment. And finding the right path is only the first challenge, walking that path is the real test. NEMO has been making strides to use more sustainable materials, to repurpose byproducts of manufacturing, and to recycle products at the end of their useful life. We are taking steps for the future of our planet and hope you will do the same. To learn more about NEMO's GRN™ efforts, please visit our website.





- | | |
|-------------------------------|--|
| 1. Main Poles | 9. Four Corner Pockets |
| 2. Ridge Poles | 10. Four Pockets with Water Bottle Holders |
| 3. Mesh Canopy | 11. Overlap Vent in Rain Fly |
| 4. Light Pocket™ | 12. UVX Window |
| 5. Pole Sleeves | 13. Vestibule Door |
| 6. Jake's Foot Corner Anchors | 14. Jake's Foot Fly Attachment |
| 7. Mesh Door | |
| 8. High Splash Guard Floor | |




| | |
|---------------------------|--|
| Capacity: | 4 |
| Minimum Weight: | 9.6 lbs (4.4 kg) |
| Packed Weight: | 10.4 lbs (4.7 kg) |
| Packed Dimensions: | 19" x 8" dia. (48 x 20 cm) |
| Frame: | 4 DAC 9 / 9.5 / 11.1 mm Poles |
| Shell Fabric: | No-See-Um Mesh |
| Fly Fabric: | 75D PU Polyester |
| Floor Fabric: | 70D PU Nylon |
| Floor Dimensions: | 100" x 90" (254 x 229 cm) |
| Interior Height: | 60" (152 cm) |
| Floor Area: | 63 ft ² (5.9 m ²) |
| Vestibule Area: | 17 ft ² (1.6 m ²) |

ASASHI™
4 PERSON

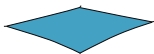


Optional Accessories

1. **Footprint:** The Footprint is a 70D abrasion-resistant nylon fabric ground sheet perfectly sized to fit underneath your tent. The fabric is PU coated for waterproofness. The Footprint reduces wear and tear on your tent floor from contact with the ground.



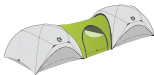
2. **Pawprint™:** The Pawprint™ is a removable liner perfectly sized to fit inside your tent. It has the dual function of protecting your tent floor from boots and paws, and of adding serious comfort. The Pawprint™ is made of a machine-washable brushed polyester that is very soft to the touch. Place your sleeping pads between the Pawprint™ and floor to help them stay in place.



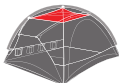
3. **Garage™:** Increase your gear storage capacity with the Asashi Garage™. The Garage's™ cavernous interior can hold it all: several bikes, climbing gear, table and chairs, or any other equipment to suit your adventures. A large side door gives easy access, and the tall interior height provides enough space to enjoy the shade while sitting and relaxing. To convert the Garage™ into an extra sleeping space, add the optional Asashi Garage™ Footprint.



4. **Link™:** Enhance the living space between two Asashis™ with the Asashi™ Link™. Whether used as a communal meeting space, a versatile entrance, a sleeping area for pets, or covered storage for your gear, the Asashi™ Link™ is sure to become a favorite accessory for all trips and adventures.



6. **Gear Loft:** The Asashi™ Gear Loft adds overhead storage without compromising on floor space or elbow room. The adjustable mesh loft is perfect for drying clothes or stashing gear for quick access.



7. **Gear Caddy:** An optional Gear Caddy can be added for even more storage in Asashi™. Multiple organizing compartments help you stash gear for quick access.



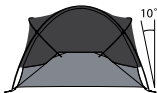
ASASHI™

Family-Style Comfort

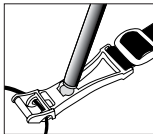
Great adventure doesn't always need to be miles from the nearest outpost of civilization. But finding a big tent to pitch at J Tree or along the Kancamagus Highway with all the style, quality, comfort, and protection of a high-end backcountry shelter can be a challenge. Asashi™ takes the highly efficient pole configuration from our Losi™ series and expands it into a spacious 4 person design. Setup is straightforward thanks to contiguous pole sleeves, ball and socket attachments for the pole ends, and an intuitive, symmetrical design. Two Asashi™ tents can be linked together with the optional Asashi™ Link™ to create a common area between tents or extra storage space. Includes GREEN™ anodized DAC poles, four interior pockets, four Light Pockets™, roll-up style stuff sack, stakes, and repair kit. Optional Gear Caddy, Gear Loft, Pawprint™, Footprint, Link™, and extra spacious Garage™ vestibule are available.

ASASHI™ Innovations

1. Unique Pole Configuration: The ridge poles on Asashi™ run the long direction on the tent and terminate above the ground. This design adds significant interior volume and provides nearly vertical walls on all sides of the tent. The steep walls mean you can sit straight up anywhere inside Asashi™ with ease.



2. Jake's Feet: The DAC Jake's Foot corner anchor system makes tent setup faster and easier. The main poles attach to the anchors by ball and socket. When the fly is attached, the Jake's Feet act as cantilevers to pull the corners of the inner tent closer to the ground. The Jake's Feet also allow you to set up your fly and poles without the inner tent to create a convenient tarp/shade shelter.



3. On the Fly Configuration: Ditch your inner tent for a lightweight tarp structure created by your fly, poles, and footprint. This is ideal for a sunny day at the beach or on those backpacking trips where every ounce counts. Setup is simple with Jake's Feet corner anchors and Velcro® wraps located on the fly.



4. Interchangeable Vestibule Options: Versatility is key when you're planning adventures. Having multiple vestibule options keeps you flexible and ready for all scenarios. The Standard Vestibule is great when you're travelling light and just need to stow your backpacks and other small pieces of gear. If you're in full base camp mode, swap the Standard Vestibule for a Garage™ to hold bulky gear, or use the Link™ to create communal protected spaces when camping in large groups.



5. Storage Space: Don't clutter your sleeping space with odds and ends. Four individual gear pockets with integrated water bottle holders are just an arm's reach away. For even more storage capacity, use the optional Gear Caddy or Gear Loft to hold essential items or to dry out damp clothing.



6. Multiple Guy-Out Points: Keep your tent anchored and secure in windy conditions with multiple guy-out points. Since bigger tents can be more susceptible to high winds because of their taller profile and larger surface area, these strategically placed guy-outs help spread the load and keep your tent firmly in place.



7. Light Pocket™: Asashi™ includes four special pockets for your headlamps with a light diffusing fabric. Place your lamp in the pockets in the canopy with the light facing towards the inside of the tent, and the Light Pocket™ will help cast an even glow throughout the tent interior.



8. UVX Window: The vestibule includes a UVX window so you can check conditions outside without exposing your gear to the elements. The window is optically clear, non-yellowing, non-clouding, UV resistant, and remains flexible in cold temperatures.





NEMO Quality

There is a reason why our logo resembles a medieval shield. If you've ever seen an authentic medieval shield or piece of armor, the detail and quality of craftsmanship are astonishing. Hours were spent shaping and perfecting every component knowing the gravity of purpose and the need for reliable performance. At NEMO, we take the same approach to quality. We know from our own experience how vital a tent can be for comfort and survival. Your tent is your home in the wilderness and your armor against the elements. We obsess over every design decision to ensure you get the greatest comfort and protection possible. Our process begins with pencil and paper and evolves methodically through computer modeling, prototyping, testing, and development. We use all the latest tools, software, manufacturing methods, and materials. If we aren't happy with what's available, we make our own. We strive to design and build the best tents on the planet. We stand behind our shield, the symbol of NEMO quality.

To learn more, please visit our website at www.nemoequipment.com.

NEMO Warranty

NEMO guarantees every product we sell. We put great effort into choosing the best materials and providing you with the highest level of workmanship. We proudly stand behind everything we make. NEMO products carry a lifetime warranty against defects in workmanship and materials to original owner, with proof of purchase. Warranted products will be replaced or repaired at NEMO's discretion. NEMO does not warranty products against normal wear and tear, unauthorized modifications or alterations, improper use, improper maintenance, misuse or neglect or if the product is used for a purpose for which it is not intended. Except as expressly set forth in these terms and conditions, NEMO is not liable for any direct, indirect or consequential damages arising out of or resulting from the use of a NEMO product. The warranties set forth in these terms and conditions are in lieu of all other warranties, express or implied, including without limitation, implied warranties of merchantability or fitness for a particular purpose.

If you are having a problem with your NEMO product, please visit www.nemoequipment.com/tent-manufacturer-warranty or call NEMO Customer Service at 1-800-997-9301.

We will do our best to see that you are satisfied with your NEMO product. Our goal is to get you back in the outdoors as quickly as we can.

**WARNING**

Never place your stove, campfire, or other flame source in or near your tent. Never cook, light, or refuel a stove or any other heat source inside your tent. Death by suffocation and/or serious burns is possible.

Maintain adequate ventilation inside your tent at all times. Death by suffocation is possible.

Anchor your tent properly at all times to reduce the risk of loss or injury to the tent or occupants.

Carefully consider the possibility of falling rocks or tree limbs, lightning strikes, flash floods, avalanches, strong winds, and other hazards when choosing a campsite to reduce the risk of loss or injury.

If you have additional questions, please contact NEMO Equipment, Inc. directly at 800-997-9301.

NOTE: All 2010 NEMO tents meet the CPAI-84 standard for flame retardancy.



Printed on Recycled Paper



www.nemoequipment.com

©2010 NEMO Equipment, Inc.

